

# TUSCALOOSA bridal

DIRECTORY

Fall 2022–Winter 2023  
FREE

**Megan  
Kennedy**  
PHOTOGRAPHY



COVER PHOTOGRAPHY BY  
Megan Kennedy Photography  
megankennedyphoto.com  
WEDDING GOWN: Lady in Lace  
PLANNER: Posh Occasions

# TUSCALOOSA bridal D I R E C T O R Y

PUBLISHER Litho Publishing, Inc.  
EDITOR Beth Andrews  
ART DIRECTION Brooks Graphic Design

The TUSCALOOSA BRIDAL DIRECTORY is a unique Directory full of useful information about planning your wedding. It includes checklists of what to do when, lists of who pays for what, and facts about invitations, announcements and much more.

Your Wedding Day is very special and we encourage you to use professionals like those you will find in the Directory. When contacting those professionals listed in the Directory, let them know how you found them. Finally, please let us hear from you—your comments will help us provide a better service to you and others in the future. ***Congratulations!***

The Tuscaloosa Bridal Directory, Issue 68 Fall-Winter 2022-2023, P.O. Box 530892, Birmingham, AL 35253, 205-873-1203 or info@tuscaloosabridaldirectory.com. Listing and Advertising rates available upon request. All rights reserved. Copying or reproduction, in whole or in part, of this publication is strictly prohibited. Every effort has been made to assure the accuracy of the information contained herein. However, the publisher cannot guarantee such accuracy. Listings and advertising are subject to errors, omissions, and/or other change without notice.

©Copyright 1995 Tuscaloosa Bridal Directory

## Table of Contents

4	Does Your Venue Have Value?
6	Grooming the Groom
8	Elevating the Guest Experience
10	Perfect Wedding Toast
16	Addressing Formal Invitations
18	Changing Your Name After the Wedding
20	Wedding Expenses
32	Feature Wedding/ Tuscaloosa Bride
36	Groom's Checklist
37	Setting Your Budget
38	Wedding Planner
40	Directory of Services
46	Relationships: Surviving the Wedding
48	Wording Your Invitation
50	Wedding Program Pointers
52	Reception Checklist
56	Don't Forget to Write
58	How to Cut a Wedding Cake
60	Honeymoon: Luxurious Hotel Effie



Megan Kennedy Photo



# LADY IN LACE

*A Southern Tradition*

205 349 5223 inquiry@ladyinlace.net ladyinlace.net @ladyinlacebridal  
2113B University Boulevard Tuscaloosa

# Does Your Venue Have Value?

by Kennedy Perrenoud

*NorthRiver Yacht Club Director of Catering and Events*

There are many exciting details to orchestrate and decisions to make in the wedding planning process. I know firsthand how difficult it can be to remember all the important questions to ask. Here are a few questions I would recommend asking to evaluate the value of a venue.

## What is included in the building rental fee?

When touring the venue, ask about what is included in the rental fee of the space. Some venues will include staffing, linens, tables, chairs, glassware, flatware, plateware, valet, and more. The fewer moving pieces on the wedding day the better. Additionally, do not forget to ask if a rehearsal is included. This allows your wedding party and officiant to practice prior to the day of.

## Does your venue offer food and beverage options?

Make certain that you ask what food and beverages, if any, can be provided in-house. A venue that also provides food and beverages, greatly decreases the amount of wedding day coordination. If you can find a venue that does cater, do not forget to ask if a tasting is included and if you are able to customize the offerings.



## Do you have a 3<sup>rd</sup> party preferred vendor list?

In most situations, once you secure the venue, they will be able to provide you with a list of vendors that they recommend. Their opinion regarding vendors is extremely valuable because it tells you who is experienced in making that particular space look wedding day ready.

## What time can my vendors and the wedding party access the venue?

Every venue will have a different policy on when you can access the building. Those details are important so that you and your vendors can plan when to complete all of the necessary preparations. Also, it would be wise to ask when you need to have décor, etc. removed from the venue as they may have the space booked for other events.

## How do you secure the venue and what is the payment plan?

Every venue will have a slightly different payment schedule and needed documents to secure the space. Expect to have to sign a contract and give an initial deposit. This allows you to financially plan for your big day, while also meeting the venue's deadlines.

## What makes your venue right for me?

A venue should be prepared to help make your wedding uniquely yours. It is more than a day where you say your vows, cut the cake, and celebrate with family and friends. A venue should focus on personalizing the experience and adding all of the right touches. Do not forget to ask how the venue can make you feel confident enough to just show up and enjoy your big day.



# CASUAL CLASS

## BAR SERVICES



LAUREN SHOEMAKER

205-394-8895

CASUALCLASSCATERING@GMAIL.COM



Every *detail* designed  
with your *unique* taste  
in mind.

WEDDING PLANNING  
EVENT MANAGEMENT  
DESIGN

Posh Occasions

BY SHERIAH

205-393-8101 | [poshoccasionsbysheriah.com](http://poshoccasionsbysheriah.com) | [info@poshoccasionsbysheriah.com](mailto:info@poshoccasionsbysheriah.com)

# Grooming the Groom

**T**here's no disputing that the wedding is the bride's day, but that doesn't mean the groom doesn't need to pay attention to his appearance. Take pride in knowing that you are a beautiful couple with a perfect sense of style.

Whatever the style and degree of formality you choose for your wedding, there are a few key points regarding fit when ordering formalwear for groom and groomsmen.

**Shirts:** Whether pleated front panels or traditional smooth-fronted ones, shirts should fit snugly around the neck.

**Pants:** The bottom hem of the pants should touch the top of the shoes.

**Jackets:** As a general rule, you should be able to cup your fingers under the sides of your suit jacket. Jackets should fit snugly, but comfortably with some room at the waist. Vents on the sides of the jacket should lay smoothly and follow bodylines.

**Sleeves:** Sleeves that drop below the thumb or come midway down the hand are too long; if the wristbone is showing, the jacket is too short.

**Collar:** The collar should hug the neck and the lapels should not buckle.



With all the attention given to the men's clothes, an important detail that is sometimes overlooked is the groomsmen's hair. Men are generally more casual about haircuts than women, but they should be sure to get a trim two weeks before the wedding to add the finishing touch to their wedding finery.

## A Groom's Glossary

**Tails:** The ultimate formal attire, which should only be worn after 6 p.m., this ensemble features a winged-collar tuxedo shirt, ascot or bow tie, vest, tuxedo trousers and tailcoat. The full-dress ensemble comes in black, midnight blue, or grey, with a white shirt and matching or all white accessories.

**Tuxedo:** Either single or double-breasted, this formal suit has satin shawl or notched lapels. Matching pants sport a satin stripe down the pant-legs. Tailored in silk, mohair, wool or blend, in black, grey, ivory or white, tuxedos come in a range of styles sure to suit any taste.

**Vest:** This is often referred to as a waistcoat and comes in single- or double-breasted styles easily worn with nearly any tuxedo ensemble. With the open back vest, a band goes around the neck and another is fastened across the back. Tails, strollers, white-tie and director's suits require a different style of vest.

**White tie:** Worn only to the most formal evening weddings, this ensemble consists of a black tailcoat and black tuxedo trousers with a white bow tie, winged-collar shirt and white vest.



SUITS AND TUXEDOS

**\$50 OFF**

Each Rental  
For Your Wedding

**PLUS FREE  
GROOM**

\*see store for details

TUSCALOOSA

205.759.1466

MOUNTAIN BROOK

205.871.3589

HOOVER

205.979.6464

**MR BURCH**



FORMAL WEAR

*Now Offering Suits To Purchase!*



**BATTLE-FRIEDMAN HOUSE**

EMAIL: [info@historictuscaloosa.org](mailto:info@historictuscaloosa.org) ~ 205-758-2238 ~ [HistoricTuscaloosa.org](http://HistoricTuscaloosa.org)

PERFECT PLACE FOR YOUR WEDDING, RECEPTION AND REHEARSAL DINNER



# Elevating the Guest Experience

by Sheriah Gibson, Owner of *Posh Occasions by Sheriah*  
 Certified Wedding Planner and Event Designer

If we learned anything from the past few years, it is the importance of showing love to our family and friends. Roll out the red carpet for your guests so they share in the celebrity treatment on your big day! From small, intentional elements to large, jaw-dropping items, there are several ways to elevate the guest experience (some without breaking the bank). As planners, our skill sets are best used to go the extra mile for your special crew of people championing your love.

Here are a few of the top ways to elevate the experience and wow your guests:

## 1. Be intentional about your welcome.

Your welcome to your guest is much more than a well-designed welcome bag at the room block hotel(s). Amplify the greeting to your family and friends by starting the fun early and hosting a uniquely-themed welcome party. This creates a designated time for the newlyweds to greet every traveler and reduces wedding day pressure to make lengthy rounds. This will set the scene for a joyful experience for all.

## 2. Little things matter.

Planning your wedding day with an experienced planner will allow you to focus on elements your family and friends will appreciate; your planner will facilitate the execution and logistics. Communication is key to the experience, so be sure to feature the details. For instance, what shoes to wear for an outdoor garden wedding, where to expect parking at a downtown venue, and how to submit their must-play song for the DJ or band. As a planner, I watch as guests appreciate the small elements like the restroom amenities basket or the bottled water for an outdoor ceremony — simple, small things truly go a long way!

## 3. Entertainment is more than just good music.

Having the right performances available for your wedding allows you to create a one-of-a-kind experience for your guests. For this category, you will want to connect back to your personalities and the overall feel for the big day. Imagine having fireworks, singers, live illustrations to complement great tunes from the DJ or band — it makes for the best nights!

## 4. Don't let them leave hungry.

Keeping your guests well fed throughout the event will pay off in the long run. Take your food to the next level by offering interactive stations, bite-size food pairings, and individual boards. Late night snacks and custom cocktails are also the perfect way to refuel the crew before the after party. I have seen everything from food trucks and fast food as passed appetizers to tasty sweet treats and cake to go. Your family and friends will thank you, I promise!

Ultimately, your wedding should reflect your personalities and highlight your priority to making this a day fun for all. Remember, it belongs to you! It will be your day to be remembered for years to come, so make the memories the best possible.



Al Elmes - unsplash.com



# DOWNTOWN SOCIAL

TUSC • ALA



Newly renovated modern chic event space with a mezzanine and roof top. The perfect setting for your wedding, reception, shower or rehearsal dinner.

**400 20th Ave – Downtown Tuscaloosa, AL 35401**

**[www.downtownsocialtuscaloosa.com](http://www.downtownsocialtuscaloosa.com)**

**205-799-0034**

**GLAM**  
salon & blow dry bar

- Bridal Events
- Private Parties
- On/Off Site
- ❤️ of Downtown



1801  
University  
Blvd.  
Tuscaloosa, AL  
35401

*(205) 710-5646*

*[www.glamsalonandblowdrybar.com](http://www.glamsalonandblowdrybar.com)*

# The Perfect Wedding Toast



**S**erious, humorous, or poignant, toasts are an integral part of almost every wedding celebration. Every toast is different, and on such a special occasion, many will be eager to share their sentiments. You're not alone if you fear public speaking, but at your best friend's wedding, you're bound to want to say a few words in her (or his) honor. If you're truly prepared to speak in front of people, you'll find it's much easier to let the words flow.

Here are some tips to help you get ready:

The best toasts are those that are heartfelt. So start by pouring your heart out. List everything you want people to know about your friends. (Remember to talk about both the bride *and* the groom in your toast.)

Start with the best qualities. Include memories of good times together—especially the first time they spoke of their beloved. Scribble some thoughts about what makes them a great couple and your wish for their future.

You have two audiences. One is the bride and groom, and you can make them happy by not saying anything that would cause them embarrassment. Your other audience is the assembly of friends and family. Stories of drunken revels and bad relationships may be appropriate at the bachelor(ette) party, but *not* at the wedding reception!

A toast is a speech. It should have a beginning, a middle, and an end, and make sense throughout. When you stand up to speak, it's best to have a single card with a few notes written down to help you remember the key points. Rehearse before the big day.

Many wedding toasters aim for lyricism in song or rhyming poetry. That's a great idea, if it's you. But a direct, from-the-heart talk works well also. Be sincere and be yourself.

One of the classic rules of public speaking is to open with a joke. One of the classic rules of wedding toasting is to end by tugging on the heartstrings. If you can't be sentimental at a wedding, where can you be? On the other hand, while a couple of well-placed jokes can win the crowd, you're not there to do a stand-up routine.

A toast should last no longer than three minutes, which translates to no more than five double-spaced pages. Rehearse your toasts with a stopwatch. If it's five minutes or under, don't worry, since under the glare of the spotlight, you may speak faster.

At the Rehearsal Dinner, the first toast is made by the dinner's host, usually the groom's father, during the main course. The toast is often met by a "return toast" from the bride's father. Then it's open season—the mothers of the bride and groom, the best man and maid/matron of honor, other wedding attendants, family, and close friends.

The Groom's Toast: Keep it short. Be sincere. Thank everyone for coming, including your parents and hers. Share a brief personal (not too personal) story of experiences shared with your bride, but don't tell embarrassing stories or go on and on. Turn to your bride and look her in the eye, tell her how proud you are to be her husband, how happy you are today, and how much you love her!







# KEELY DUKE

EVENT PLANNING

205.454.0683

keely.kdevents@gmail.com

uniquely designed events  
full-service wedding coordinator  
wedding day director



Megan Kennedy Photography



# Seven Oaks Farm Venue

Follow us on  
Instagram and  
Facebook!



thevenueatsevenoaksfarm.com  
205-292-9201 | sevenoaksfarm.venue@gmail.com  
11360 Seven Oaks Farm Drive | Tuscaloosa, AL 35406

Deborah Michelle Photography

**NECE FLORAL**  
 &  
*Designs*  
 WEDDINGS | EVENTS | WORKSHOPS

necefloraldesigns.com    (205) 710-7022    info@necefloraldesigns.com

*You Dream, We Plan*



**THE AISLE RUNNERS**

*Personalized Planning | "Day Of" Coordination | Event Design*

716.247.0087 | WWW.THEARPLANNERS.COM | INFO@THEARPLANNERS.COM



Megan Kennedy Photography

welcome  
TO OUR WEDDING  
Hannah & Lane  
11.20.21



**NORTHRIVER**

*Classic with Character*

2500 Yacht Club Way NE | Tuscaloosa, Alabama  
205-343-4404 | [events@northriveryc.com](mailto:events@northriveryc.com)





*And They Ate Cake Happily Ever After*

\*Fresh flowers provided

NOTHING bundt CAKES®

**Tuscaloosa**

1393 McFarland Blvd E  
Tuscaloosa, AL 35404

(205) 539-1630

HOURS OF OPERATION  
Mon-Fri: 10:00am - 7:00pm  
Sat: 10:00am - 7:00pm  
Sun: 12:00pm - 5:00pm

**ORDER ONLINE! WE DELIVER!**  
NothingBundtCakes.com

# J&S BARTENDING

**MARCUS JONES**  
Owner

**205.310.3104**

[jsbar.net](http://jsbar.net)

email: [jsbar1@comcast.net](mailto:jsbar1@comcast.net)



*The perfect setting for your next event*

**DINAH WASHINGTON CULTURAL ARTS CENTER**



*Scan  
this*

REHEARSAL DINNERS *~* WEDDING RECEPTIONS *~* SHOWERS

620 Greensboro Avenue | Downtown Tuscaloosa | [www.tuscart.org](http://www.tuscart.org) | 205-345-9801

# THE Cardinal HOUSE

Event  
Venue &  
Weekend  
Getaway



This secluded hideaway, less than 20 miles from The University of Alabama, is the ideal spot for a party or weekend getaway. With sleeping accommodations for 18 people and an outdoor space for 200+ people, it is the perfect place for weddings, tailgates, fraternity or sorority parties.

#### AMENITIES

- WiFi
- Grill + Patio
- Washer + Dryer

#### WOW FACTOR

- Five acres of gated land

#### LOCATION

- 15916 Romulus Rd  
Buhl, AL 35446

**Call today to book** PHONE 205-657-3900 • EMAIL [JackKubiszynAgency@gmail.com](mailto:JackKubiszynAgency@gmail.com)

*Make Your Reception Unforgettable with a  
"Sparktacular" First Dance in the Clouds*



MASTER OF CEREMONIES

## DJ Clint the Gent

Professional • Experienced • All Clean Music

[ClintTheGent.com](http://ClintTheGent.com) • 205-394-7452

COLD SPARK  
MACHINE

CUSTOM  
MONOGRAM

UP-LIGHTING

MIRROR ME  
PHOTO BOOTH

LIVE STREAM  
YOUR EVENT

A PREFERRED VENDOR

# Addressing Formal Invitations Today

by Andrea Watson, *The Fine Hand: Calligraphy, Etc.*



Every issue of the Tuscaloosa Bridal Directory contains an excellent guide on “How to address invitations.” It is, however, necessarily brief, and inevitably questions arise as individual cases present themselves. Though formal wedding invitations maintain a sense of tradition, life in twenty-first century America has given rise to many changes in family life and nomenclature. Your guest list will have many variants from the usual *Mr. and Mrs.* As a calligrapher I have made a study over the years of correct traditional forms and contemporary practices. Following are a few special cases that should help you avoid common errors.

When a married woman retains her maiden name, the invitation should have her name first, followed by the word *and* and the name of her spouse. The *and* indicates that this is a married couple:

*Ms. Mary Elizabeth Jones and Mr. Steven Smith*

Married couples using professional honorifics who share the same last name:

**Both are doctors:**

*Drs. Kathryn Anne and William Edward Coates*

or

*The Doctors Coates*

**If she is a doctor and he is not:**

*Dr. Kathryn Anne Coates and*

*Mr. William Edward Coates*

**If she retains her maiden name:**

*Dr. Kathryn Anne Turner and*

*Mr. William Edward Coates*

Unmarried persons whose invitation will be sent to one address should have their names on separate lines:

*Dr. Kathryn Anne Turner*

*Mr. Steven James Smith*

Using *Mrs.* with a woman’s given name is poor form. Whether married, widowed, or divorced, a woman should be *Ms. Mary Smith* or *Mrs. John Smith*. The *Mrs.* comes with the man’s name. If a divorced woman retains her ex-husband’s surname and wishes to continue to use the honorific *Mrs.* it should be followed by her maiden surname and her former husband’s surname. If Mary and John Smith divorce, she may correctly be *Ms. Mary Smith* or *Mrs. Jones Smith*, but *never Mrs. Mary Smith*.

When using first names, it’s ladies first: *Mary and John Smith*. This isn’t merely etiquette, it logically keeps the man’s name together.

When children are invited you will need to know their ages and sexes to list them properly. Age is a factor in deciding whether they should be sent separate invitations. The contemporary custom of giving surnames to girls as well as boys creates confusion. Note that double envelope sets make this somewhat easier, as children’s names can be listed on the inner envelope. Single envelopes can’t support more than two lines for names, so unless the children are of the same sex, separate invitations become a necessity.

There are bound to be other special cases that are real stumpers. An experienced calligrapher can help you sort these out while maintaining good form.







Jennifer McAteer Photography



Leslie Hollingsworth Photography



Leslie Hollingsworth Photography

# Southern House & Garden

A beautiful country setting for a truly Southern wedding, where all you have to do is say "I Do"!

205 345-5767

[southernhouseandgarden.com](http://southernhouseandgarden.com)



Kelsie Fair Photography

House Garden Chapel Gazebo Barn Pasture



Terri Lane Photography

# Changing Your Name After the Wedding

## STEP 1: SOCIAL SECURITY OFFICE

You will need to take: your birth certificate, a proof of identification, like your driver's license or passport, along with a certified copy of your marriage license and a completed SS-5 form.

Once you have changed your name with the Social Security Administration, you will receive your new card in the mail in a couple of weeks, and they will notify the IRS of your name change. Best part—this step is free!

## STEP 2: IRS

Next, you will need to fill out the IRS 8822 form. This will update your name in their system, and you can update your address as well if you have moved into a new home with your spouse. Print, fill out and mail in this form and you are ready for the next step!

## STEP 3: DMV

Once you have received your new social security card in the mail, you are ready to go to the DMV. Apart from waiting in the inevitable long line, this part of the process is a piece of cake. Take your old license, new social security card and a certified copy of your marriage license to get a new driver's license.

## STEP 4: BANK ACCOUNT

Once you receive your new driver's license in the mail, you can change over your name on your bank account. Go to your bank with your new driver's license and a certified copy of your marriage license to change your name on your accounts. Now is a good time to make a joint account with your spouse, and don't forget to order a new debit card and checks with your new last name on them.

## STEP 5: EVERYTHING ELSE

Now that your name is updated with the SSA, the IRS, the DMV, and your bank, you are ready to do everything else! Luckily, these steps do not require you to go anywhere or bring any forms. Take a day and knock these out, and you will be good to go.

- Employer/payroll
- Landlord or mortgage company
- Insurance companies (health, auto, home)
- Title and registration
- Utility bills
- Credit cards
- Doctor's offices
- Voter registration
- Passport
- Post office
- Email and social media accounts







*A spectacular  
riverfront venue  
for all occasions!*



THE  
**Cypress Inn**  
PAVILION

501 Rice Mine Road North  
Tuscaloosa 35406 • 205-345-6963  
cypresspavilion501@gmail.com



# PRESTIGE LIMOUSINE SERVICE

*"Let Us Treat You Like Royalty"*

Barry Fields, Owner



**Contact us today!**

**205-333-9879**

**prestigelimotuscaloosa.com**

*Take your wedding to  
the next level in one of  
our luxurious Mercedes  
Sprinter vans!*





# Wedding Expenses—Who Pays?

*The bride's family is entirely responsible for the wedding ceremony. The groom's family may offer to share in the cost of the reception, and the bride's family may accept, if they wish. By tradition, wedding costs are divided as follows:*

## The Bride (or family) pays for:

- Invitations and Announcements
- The Bridal Outfit and Trousseau
- Bridal Photographs/Video
- All Costs of the Reception
- Flowers for the Church, Attendants and Reception
- Music at the Church and Reception
- Sexton, Organist and Choir Fees
- Bridesmaids' Luncheon

- All Rented Equipment for Large Weddings and Receptions
- A Limousine for the Bride and Cars for Transportation
- Groom's Wedding Band
- Groom's Gift
- Gifts for the Bride's Attendants
- Lodging (if necessary) for Out-of-town Bridesmaids
- Bride's Personal Stationery

## The Groom (or family) pays for:

- Bride's Engagement and Wedding Rings
- Marriage License
- Clergyman's Fee (\$10–\$100, inquire)
- Bride's Flowers
- Boutonnieres, Gloves, Ties for Men of Wedding Party
- Wedding Gift for the Bride



- Complete Wedding Trip or Honeymoon Expenses
- Gifts for Best Man and Ushers
- Lodging (if necessary) for Out-of-town Ushers

## Optional Expenses:

- Bride's Bouquet, usually gift of the groom, may be purchased by the bride's family
- Corsages for mothers and grandmothers are usually provided by the groom, may be purchased by the bride for her mother and grandmother
- Bachelor Dinner is usually given by groom or family, but may be given by the bride's family or friends
- Rehearsal Dinner is usually given by the groom or family, but may be given by the bride's family or friends
- Attendants' Dresses are usually bought by each girl, but the bride may provide them, if she wishes

# BLOGO

SALON + SKIN WELLNESS



WE GO THE EXTRA MILE  
FOR YOUR *Wedding*

**In Studio & On-Location**

205-861-2546

2370 Jack Warner Parkway Suite A106

Tuscaloosa, AL

Located in Riverfront Village next to Hotel Indigo

[www.blogohair.com](http://www.blogohair.com)

[hair@blogohair.com](mailto:hair@blogohair.com)

[@blogosalonskinwellness](https://www.instagram.com/blogosalonskinwellness)



Personalized attention  
on your special day



# Glow

Floral | Event  
Design

FULL SERVICE PLANNING  
WEDDINGS | EVENTS | FLORALS

*Tammy West, Owner*

205.861.4288

[www.glowfloralevents.com](http://www.glowfloralevents.com)

Prestley Bramlett Photography



## K.B.'S ULTIMATE EXPERIENCE



**YOU DREAM IT, WE MAKE IT HAPPEN.**

Destination Weddings \* Bachelorette/Bachelor Parties \* Honeymoons

[www.kbs-ultimate-experience.com](http://www.kbs-ultimate-experience.com)

205-614-3031



# Now and Forever

LET US BE A PART OF  
YOUR LOVE STORY

Embassy Suites Tuscaloosa Downtown is where all your wedding dreams can come true. Enjoy our downtown hotel located in the heart of everything Tuscaloosa has to offer.

Experience exceptional service and savor culinary delights while every detail is meticulously coordinated for your wedding celebration. Our restaurant, Side by Side Kitchen & Cocktails, features flexible indoor and outdoor space creating the perfect environment for your rehearsal dinner or bridal luncheon. Relax and get ready in one of our two-room suites on the day of your wedding while we artfully prepare your ceremony and reception.

Your love story is already written, let us handle the rest.



**EMBASSY  
SUITES**  
by HILTON™



# Sue's flowers



April Whinery Photography

205-758-2100 | 800-223-2620 | 405 Main Avenue, Northport  
[suesflowersnorthport.com](http://suesflowersnorthport.com)



# Beauty Mark

A wedding couple is the central focus, seated on a red velvet chair. The groom, on the left, is wearing a dark blue suit and a light blue tie. The bride, on the right, is wearing a white lace wedding dress and holding a large bouquet of pink and white roses. Behind them, a bridesmaid in a blue sequined dress and a groomsmen in a dark blue suit are smiling. The background is filled with large floral arrangements of pink and white roses. The overall scene is bright and celebratory.

EVERYTHING  
YOU NEED FOR  
THE PERFECT  
WEDDING...

all  
under  
one  
roof!

1621 Skyland Boulevard East | Tuscaloosa, AL 35405

**205-556-2005**



# MARY PUGH

PHOTOGRAPHY




(334) 507-5607

[HELLO@MARYPUGHPHOTOGRAPHY.COM](mailto:HELLO@MARYPUGHPHOTOGRAPHY.COM)

[MARYPUGHPHOTOGRAPHY.COM](http://MARYPUGHPHOTOGRAPHY.COM)



# WEDDING CELEBRATIONS & ACCOMMODATIONS



## GIVE YOUR GUESTS AN EXPERIENCE AS UNIQUE AS YOUR LOVE

Our elegant, European-inspired hotel offers you and your guests beautiful spaces, exceptional service with southern hospitality, and unforgettable views of the city. We take care of the details so you can focus on what's most important.

Spacious guest rooms and thoughtful amenities are sure to impress. AC Hotel Tuscaloosa is conveniently located in the heart of downtown, so your guests will love being within walking distance of local restaurants, shops, and attractions.

A Tuscaloosa sunset makes a gorgeous backdrop for toasts with friends and family. Host an intimate catered brunch, bridal shower, rehearsal dinner or cocktail hour in one of our banquet rooms, or celebrate with your loved ones at our rooftop bar 5th on Sixth. Let our talented staff help you create the special wedding moments of your dreams.

AC HOTEL TUSCALOOSA DOWNTOWN  
2585 6th St, Tuscaloosa, AL 35401 | (205) 374-8080 | [Marriott.com/TCLAC](http://Marriott.com/TCLAC)

MEMBER OF  
MARRIOTT BONVOY™







FLORAL ~ RENTAL & GIFT DESIGNS

# Jasmine's

205-765-5131

Reception Photographer:  
 Corinthian 📷 Corins Camera



**Draping Designs:**  
 Gulley & Gulley  
 Terry's Creations  
**Especially For You**

**Bride & Groom:**  
 Hannah Sampson &  
 Jonathan Mikhail  
**Wedding Venue:**  
 Soma Church  
**Reception Venue:**  
 Hotel Capstone  
**Wedding Photographer:**  
 Christopher Sevenish  
**Coordinator:**  
 Kim Butler

JONATHAN & HANNAH  
 05-20-2022

**\*STARTS\***  
 Ceremony Starts with Welcome, Prayers and  
 Blessings, Exchange of Vows, Exchange of  
 Rings and the Kiss

**\*MUSIC\***  
 Eric Burdon and the New  
 Power Generation

**\*RECEPTION\***  
 Fresh Cut Wedding Cakes  
 Hors d'Oeuvres, Dinner and Dessert  
 and More Fun!



Ave Moments Photography

# *Classy Threads*

BRIDAL COUTURE

TUXEDOS

MOTHER OF THE BRIDE

FLOWER GIRL ATTIRE

PAGEANTRY DRESSES

University Mall ~ 1701 McFarland Blvd., East #107 (across from Bath & Body Works)  
(205) 562-8776 ~ [classythreadsbridalandformal.com](http://classythreadsbridalandformal.com)





# SOUTHERN ALE HOUSE

Endless catering options  
for every type of event



205.310.3625 | [southernalehouse.com](http://southernalehouse.com)



# RichLyn Farms est. 2017

Weddings & Event Venue



MeganKennedyPhoto.com



*Lynn Kincaid*

11310 House Bend Road • Northport, AL 35475

205-792-8037 • [www.richlynfarms.com](http://www.richlynfarms.com)

[info@richlynfarms.com](mailto:info@richlynfarms.com) • [www.facebook.com/RichLynFarms](https://www.facebook.com/RichLynFarms)



# TUSCALOOSA bride

Blair Olmsted Hull  
& Kaleb Dwayne Beams

JUNE 25, 2022

## VENUE

NorthRiver Yacht Club

## BRIDAL GOWN

Lady in Lace

## WEDDING PLANNER

Glow Floral Event Design

## TRANSPORTATION

Crown Transportation

## GUEST ACCOMMODATIONS

Embassy Suites

## HAIR & MAKEUP ARTIST

Whitney Strickland

## PHOTOGRAPHER

Eric & Jamie Photography





*Our wedding day was everything I ever dreamed of!  
We married in the church I grew up in and danced  
the night away at NorthRiver with loved ones. We  
are so grateful to those who made our day perfect!*

~ BLAIR BEAMS





## Elevated Entrées & Swanky Snacks



FOOD TRUCK & CATERING

Lauren Shoemaker  
(205) 394-8895  
Tarrie Bromley  
(205) 219-2825

sweetolivecatering@gmail.com



Don't touch!  
Leave this  
cleaning to the  
professionals.



(205) 391-0034

3617 Watermelon Road  
4851 Rice Mine Road  
2002 University Blvd.

*Specialists in Stain Removal, Heirloom  
Preservation, and Restoration of Wedding Gowns*





Jennifer McAttee Photography



**Bama Bed & Breakfast**  
TUSCALOOSA, ALABAMA  
[www.BamaBedAndBreakfast.com](http://www.BamaBedAndBreakfast.com)



*Simplicity. Elegance. Southern Charm.*

Imagine your wedding in the heart of Tuscaloosa, set against the backdrop of a grand antebellum home, surrounded by the breathtaking magnificence of nature. Bama Bed & Breakfast offers a variety of options to make your day as enjoyable and stress-free as possible, including a 24-hour package for your wedding party.

Contact us today to save your date!



*Family-Owned & Operated • Open Year-Round*  
**bamabandb@gmail.com • 46 Sherwood Drive • 205-750-0990**

## Groom's Checklist

### THREE TO TWELVE MONTHS BEFORE WEDDING

- Set budget and division of financial obligations
- Buy engagement ring
- Choose best man and ushers (one usher per 50 guests)
- Set appointment with clergyman
- Furnish family guest list to fiancée
- Plan honeymoon with fiancée (check passports and visas, if necessary)
- Order bride's flowers
- Order mother's flowers
- Plan correct formal attire with fiancée and groomsmen
- Make reservations for rehearsal dinner
- Take dance lessons
- Order groom's cake
- Reserve limousine and/or special transportation

### TWO MONTHS BEFORE WEDDING

- Select your wardrobe for honeymoon
- Select wedding rings with fiancée
- Choose gifts for ushers and best man
- Select bride's gift

### ONE MONTH BEFORE WEDDING

- Arrange all needed insurance and review legal/medical/religious documents
- Arrange lodging and transportation for out-of-town guests
- Have medical examination and blood test

### TWO WEEKS TO ONE DAY BEFORE WEDDING DAY

- Get marriage license
- Provide final guest count for rehearsal dinner to caterer or restaurant
- Arrange for clergyman's fee
- Plan bachelor dinner or party with best man
- Pick up wedding bands
- Pack for honeymoon

### Best Man's Checklist

- Take charge of ushers
- Be responsible for wedding rings
- Be responsible for clergyman's fee
- Be responsible for license
- Check on all travel arrangements for honeymoon
- Prepare to toast bride and groom



## Setting Your Budget

There are many details to investigate before signing any contractual agreements for your wedding services. Once you've checked off the items listed below and made your decisions, get in writing everything you expect.

	BUDGET	EST.COST
Stationery	\$ _____	_____
Invitations		_____
Announcements		_____
Thank You Notes		_____
Reply Cards		_____
Monogrammed Napkins		_____
Photography	\$ _____	_____
Formal Portraits		_____
Engagement		_____
Wedding		_____
Wedding Album		_____
Parent's Album		_____
Extra Prints		_____
Videography	\$ _____	_____
Reception	\$ _____	_____
Food		_____
Beverage		_____
Wedding Cake		_____
Groom's Cake		_____
Gratuities and Taxes		_____
Valet Parking		_____
Officer		_____
Music \$ _____	_____	_____
Wedding		_____
Reception		_____
Soloist		_____
Bridal Attire	\$ _____	_____
Dress		_____
Headpiece and Veil		_____
Undergarments		_____
Jewelry		_____
Shoes	_____	_____
Trousseau		_____
Garter		_____
Preservation-Gown		_____
Hair / Makeup		_____
Nails		_____
Wedding Consultant	\$ _____	_____
Transportation	\$ _____	_____
Limousines		_____
Carriage, etc.		_____
Parking		_____

	BUDGET	EST.COST
Wedding Parties	\$ _____	_____
Bridal Luncheon		_____
Rehearsal Dinner		_____
Out-of-town Guests		_____
Fees	\$ _____	_____
Church/Synagogue		_____
Officiant		_____
Assistants (cantors, altar boys)		_____
Gifts	\$ _____	_____
Maid of Honor		_____
Best Man		_____
Bridesmaids		_____
Groomsmen		_____
Other	_____	_____
Flowers	\$ _____	_____
Ceremony		_____
Bridal Bouquet		_____
Attendants'		_____
(male, female)		_____
Mothers' Corsages		_____
Reception		_____
Miscellaneous	\$ _____	_____
Hotel Accommodations		_____
(for out-of-town guests)		_____
Honeymoon	\$ _____	_____
Transportation		_____
Accommodations		_____
Daily Allowance		_____
Total Budget	\$ _____	_____
Total Est. Cost	\$ _____	_____

### Typical Breakdown of Wedding Expenses

Reception Costs	30%
Clothes and Gifts	30%
Ceremony Costs	11%
Photography	11%
Invitations & Stationery	6%
Miscellaneous	12%

# Wedding Planner

## THREE TO TWELVE MONTHS BEFORE WEDDING

- Determine budget with parents / number of guests
- Create a website for your wedding
- Type of wedding (very formal, formal, semi-formal)
- Date, time and place for ceremony
- Visit officiating clergy for consultation
- Choose bridal consultant if desired
- Type of reception
- Reserve facility for reception
- Wedding dress
- Bridal attendants
- Attendants' dresses and mothers' gowns
- Start compiling guest list
- Wedding invitations and announcements / calligrapher if desired
- Thank you and personal stationery
- Choose photographer and videographer
- Register for gifts
- Buy a wedding album, gift and guest record file
- Find a new home and plan furnishings
- Start your make-up lessons, skin care, hairstyling program
- Start workout program with personal trainer
- Ceremony and reception music
- Take dance lessons
- Meet with florist
- Make appointment for pre-marital examination
- Consult caterer
- Discuss honeymoon with groom
- Reserve a block of hotel rooms for out-of-town guests

## TWO MONTHS BEFORE WEDDING

- Check state requirements for marriage license
- Order bride's cake
- Address and mail invitations
- Develop system for organizing RSVPs
- Wedding gown fittings
- Attendants' gown fittings
- Shop for trousseau
- Coordinate men's formalwear attire
- Select attendants' and groom's gifts



# Wedding Planner

## ONE MONTH BEFORE WEDDING

- Begin dental treatments to whiten teeth
- Have programs printed
- Set appointment to have make-up and hairstyling
- Check with groom regarding wedding ring(s)
- Final fitting of wedding dress and all gowns
- Make sure musicians/DJ have playlists
- Send portrait to newspapers
- Complete arrangements for reception
- Arrange transportation for out-of-town guests
- Arrange for moving (if necessary)
- Arrange for party rental equipment
- Arrange transportation to ceremony and reception
- Arrange for your joint or new checking accounts
- Have all charge accounts changed / change of address to post office
- Acknowledge each gift as it arrives
- Arrange for yoga class to help with stress from the above
- Pick up marriage license

## TWO WEEKS TO ONE DAY BEFORE WEDDING DAY

- Arrange final seating for the rehearsal/reception
- Write toasts for rehearsal dinner
- Check all gowns and accessories / break in wedding shoes at home
- Complete trousseau and going away clothes
- Write checks to vendors, put in envelope and give to event planner to distribute
- Give caterer final estimate of attendance at reception
- Discuss specific shots with photographer
- Make arrangements with Best Man to return tuxedo rentals
- Attend bridesmaid's luncheon and present gifts
- Deliver welcome bags to hotel
- Arrange any last minute transportation
- Put all wedding clothes in one place
- Provide any readers scripture for readings
- Arrange wedding day time schedule with event planner
- Get lots of beauty rest

## WEDDING DAY

- Relax – Have a leisurely breakfast
- Take time to bathe and dress leisurely
- Make-up by an artist, manicure, hair styled
- Leave all details to those responsible... *This is your day. Enjoy!*

# Directory of Services

## ALTERATIONS

### ALTERATIONS BY BECKY

Becky Hebert Hogue ..... 205-737-8998

## BAKERS

### NOTHING BUNDT CAKES

1393 McFarland Blvd. E. ....205-539-1630  
www.nothingbundtcakes.com

### SARAH'S ALLEY CAKE CO.

412-B 22nd Avenue, N'port ..... 205-345-8610  
alleycakecompany@gmail.com

## BARTENDING SERVICES

### CASUAL CLASS BAR SERVICES

2315 14th Street ..... 205-394-8895  
casualclasscatering@gmail.com

### J & S BARTENDING

Marc Jones .....205-310-3104  
jsbar1@comcast.net

## BEAUTY

### BLOGO – BLOW DRY BAR & SALON

2370 Jack Warner Pkwy, Ste A 106.....205-861-2546  
Riverfront Village ..... hair@blogohair.com  
www.blogohair.com

## BED & BREAKFAST

### BAMA BED & BREAKFAST

46 Sherwood Drive ..... 205-750-0990  
bamabandb@gmail.com

### THE VANCE-ELLISON HOUSE

593 Birmingham Road ..... 205-225-0044  
Centreville, AL

## BRIDAL/FORMAL APPAREL/ FORMALWEAR

### BEAUTY MARK, INC.

1621 Skyland Blvd, East ..... 205-556-2005

### CLASSY THREADS

University Mall ..... 205-562-8776  
1701 McFarland Blvd. East #107  
classythreadsbridalandformal.com

### LADY IN LACE

410 Downtown Plaza. .... 205-349-5223  
www.ladyinlace.net ..... inquiry@ladyinlace.net

### MR. BURCH FORMAL WEAR

1810 University Blvd. ....205-759-1466  
www.tuxedo4u.com

## BRIDAL GOWN DRYCLEANING & RESTORATION

### ROYAL FINE CLEANERS

4851 Rice Mine Road NE ..... 205-391-0034  
2002 University Blvd  
3617 Watermelon Road

## CATERERS

### HOTEL CAPSTONE

320 Paul Bryant Drive. ....205-752-3200  
www.capstonehotel.com

### SOUTHERN ALE HOUSE

1530 McFarland Blvd. N. ....205-310-3625  
SouthernAleHouse.com  
catering@holthospitality.com

### SWEET OLIVE EATS

Food Truck Catering. .... 205-394-8895  
sweetolivecatering@gmail.com

## ENTERTAINMENT & BANDS

### DJ-VJ & LIGHTING BY CLINT THE GENT

www.ClintTheGent.com. ....205-394-7452

### EAT MY BEATS

4755 Jug Factory Road. ....205-758-9119  
EatMyBeats.com .....eatmybeats@gmail.com

## EVENT PLANNING

### THE AISLE RUNNERS

theARplanners.com ..... 716-247-0087  
info@thearplanners.com

### BETTER TOGETHER WEDDINGS

Suzanne Powell ..... 205-861-8549  
Coordinating & Planning  
bettertogetherweddings412@gmail.com

### GLOW FLORAL EVENTS

Glowfloralevents.com. .... 205-861-4288  
tammy@glowfloralevents.com

### JASMINE'S FLORAL & RENTAL

Glenda Williams .....205-765-5131  
jasminefloral@yahoo.com. .... 334-877-8017

### KEELY DUKE EVENT PLANNING

Keely Duke .....205-454-0683  
keely.kdevents@gmail.com

### POSH OCCASIONS BY SHERIAH

info@poshoccasionsbysheriah.com ...205-393-8101  
poshoccasionsbysheriah.com



## FLORIST

### GLOW FLORAL EVENTS

Glowfloralevents.com . . . . . 205-861-4288  
tammy@glowfloralevents.com

### JASMINE'S FLORAL & RENTAL

Glenda Williams . . . . . 205-765-5131  
jasminefloral@yahoo.com . . . . . 334-877-8017

### NECE FLORAL DESIGNS

necefloraldesigns.com . . . . . 205-710-7022  
Shannon Nece . . . . . necefloraldesigns@gmail.com

### SUE'S FLOWERS

405 Main Avenue, N'port . . . . . 205-758-2100

## FORMALWEAR RENTALS

### MR. BURCH FORMAL WEAR

1810 University Blvd. . . . . 205-759-1466  
www.tuxedo4u.com

## GUEST ACCOMMODATIONS

### AC HOTEL TUSCALOOSA DOWNTOWN

2585 6th Street . . . . . 205-374-8080  
marriott.com/TCLAC

### BAMA BED & BREAKFAST

46 Sherwood Drive . . . . . 205-750-0990  
bamabandb@gmail.com

### EMBASSY SUITES

2410 University Boulevard . . . . . 205-561-5097  
embassysuites.com

### HOMEWOOD SUITES BY HILTON

2451 Jack Warner Pkwy West . . . . . 205-349-2727  
www.hilton.com

### HOTEL CAPSTONE

320 Paul Bryant Drive . . . . . 205-752-3200  
www.HotelCapstone.com

### HOTEL INDIGO

111 Greensboro Avenue . . . . . 205-469-1660  
www.indigotuscaloosa.com

## HORSE & CARRIAGE SERVICE

### MALLISHAM'S GLASS SLIPPER

### CARRIAGE TOURS

Ben & Eddie Mallisham . . . . . 205-799-9728  
EddieMallisham8606@att.net

## INVITATIONS

### THE SWAG STORE

601 Greensboro Avenue . . . . . 205-722-2649  
theswagstore.net

## LIGHTING DESIGN

### EAT MY BEATS

4755 Jug Factory Road . . . . . 205-758-9119  
EatMyBeats.com  
eatmybeats@gmail.com

### UPLIGHTING BY CLINTON E. HORN

www.ClintTheGent.com . . . . . 205-394-7452

## PERSONALIZED FAVORS

### COOLER COMRADE

CoolerComrade.com . . . . . 205-499-3858  
sales@coolercomrade.com

## PHOTOGRAPHY

### MARY PUGH PHOTOGRAPHY

hello@marypughphotography.com . . . . 334-507-5607

### MEGAN KENNEDY PHOTOGRAPHY

megankennedyphoto@gmail.com . . . . 205-886-6020  
MeganKennedyPhoto.com

### TERRI LANE PHOTOGRAPHY

TerriLanePhoto@gmail.com . . . . . 205-799-4969  
terrilanephotography.com

## PHOTO BOOTH

### SEND IT! FOTO

senditfoto@gmail.com . . . . . 205-861-7382

## TRANSPORTATION

### CROWN TRANSPORTATION

521 30th Avenue, Northport . . . . . 205-758-3875  
www.crowndriven.com

### PRESTIGE LIMO SERVICE

www.prestigelimotuscaloosa.com . . . . 205-333-9879

## TRAVEL ADVISOR

### K.B.'S ULTIMATE EXPERIENCE

kbsultimateexperience@gmail.com . . . 205-614-3031  
kbs-ultimate-experience.com

## VIDEOGRAPHER

### HOLLOWAY PRODUCTIONS

Lance Holloway . . . . . 205-242-9263  
lance@hollowayproductions.com

**WEDDING & RECEPTION SITES/  
REHEARSAL DINNERS/  
LUNCHEONS**

**BAMA BED & BREAKFAST**

46 Sherwood Drive . . . . . 205-750-0990  
bamabandb@gmail.com

**BATTLE-FRIEDMAN HOUSE**

1010 Greensboro Avenue . . . . . 205-758-6138  
info@historictuscaloosa.org

**BRYANT CONFERENCE CENTER**

The University of Alabama . . . . . 1-833-741-0103

**CHUCK'S FISH**

508 Greensboro Avenue . . . . . 205-248-9370  
www.chucksfish.com . . . . . 205-799-1720  
chucksspeialevents@gmail.com

**CYPRESS INN PAVILION**

501 Rice Mine Road. . . . . 205-345-6963  
cypressinnpavilion501@gmail.com

**DINAH WASHINGTON**

**CULTURAL ARTS CENTER**  
620 Greensboro Avenue . . . . . 205-758-5195 ext. 4  
cac.tuscart.org

**DOWNTOWN SOCIAL**

400 20th Avenue . . . . . 205-799-0034  
downtownsocialtuscaloosa.com

**EMBASSY SUITES**

2410 University Boulevard. . . . . 205-561-5097  
embassysuites.com

**HOTEL CAPSTONE**

320 Paul Bryant Drive. . . . . 205-752-3200  
www.HotelCapstone.com

**THE JEMISON MANSION**

1305 Greensboro Avenue . . . . . 205-758-2238  
info@historictuscaloosa.org

**NORTHRIVER YACHT CLUB**

3100 Yacht Club Way NE . . . . . 205-343-4404  
events@northriveryc.com

**THE OAKS**

430 Walnut St., Centreville, AL. . . . . 205-225-0044  
www.theoaksatcentreville.com

**RICHLYN FARMS**

11310 House Bend Road . . . . . 205-799-2119  
Lynn & Richie Kincaid . . . . . info@richlynfarms.com

**SOUTHERN ALE HOUSE**

1530 McFarland Blvd. N. . . . . 205-310-3625  
SouthernAleHouse.com  
catering@holthospitality.com

**SOUTHERN HOUSE & GARDEN**

15308 Shepard Park Road . . . . . 205-345-5767  
www.SouthernHouseAndGarden.com

**TUSCALOOSA COUNTY**

**PARK & RECREATION AUTHORITY**  
www.tcpara.org . . . . . 205-562-3220

**TUSCALOOSA RIVER MARKET**

1900 Jack Warner Pkwy . . . . . 205-248-5295  
www.tuscaloosarivermarket.com  
rivermarket@tuscaloosa.com

**THE CARDINAL HOUSE**

15916 Romulus Road, Buhl, AL . . . . . 205-657-3900  
JackKubiszynAgency@gmail.com

**THE VENUE AT SEVEN OAKS FARM**

11360 Seven Oaks Farm Drive . . . . . 205-292-9201  
sevenoaksfarm.venue@gmail.com

**Marriage Certificate Information**

- Cost is \$75 cash or card (no American Express), NO REFUNDS. Blood tests are not required.
- Once the form is completed, it is to be brought to the Probate Office for recording within 30 days from the last date signed by either spouse.
- The Office of Probate Judge does not offer notary services for marriage certificates.
- Application of marriage can be found online at:  
<https://www.alabamapublichealth.gov/vitalrecords/marriage-certificates.html>

**If you have any questions, please call 334-206-5418.**



*A unique waterfront venue for your  
special day*

Victor Cole Photography



*✦ Manderson Landing ✦*

1900 Jack Warner Parkway | Tuscaloosa 35401  
(205) 248-5295 | [rivermarket@tuscaloosa.com](mailto:rivermarket@tuscaloosa.com)

[www.tuscaloosarivermarket.com](http://www.tuscaloosarivermarket.com)





# Southern



alweddingsllc.com

alweddingsllc.com

alweddingsllc.com

alweddingsllc.com



Scottie Jones

*Affordable elegance.*

**THE OAKS**  
430 Walnut Street  
Centreville, AL 35042  
(205) 225-0044

Visit us on [Facebook.com/TheOAKS01](https://www.facebook.com/TheOAKS01)



# Sophistication



*Hospitality second to none.*

VANCE-ELLISON HOUSE

593 Birmingham Road  
Centreville, AL 35042

(205) 225-0044

*Ask about our special package rates.*





# Relationships: Surviving the Wedding

**P**lanning and surviving a wedding may be the first in a long line of tests a couple faces in their relationship. Although a wedding is just one day, planning a wedding involves managing expectations, budgeting, balancing family traditions, and learning to communicate with your future in-laws. A couple able to handle the decisions, details, and people that make up a wedding will have better luck dealing with future challenges together. On the contrary, those who aren't equipped to deal with wedding stress may find their relationship strained time and time again as new challenges, like finding a place to live and planning a family, arise.

So how do you survive a wedding without destroying the reason you're getting married in the first place? A couple of key strategies are to communicate honestly with each other, discuss expectations, and always remember why this is important to you.

## Decide who will plan the wedding

Talk to your partner about who will lead the wedding efforts. Will it be the bride, a wedding planner, the mother-of-the-bride, or will you share the responsibility? There is no right or wrong choice. The important thing is to agree on who is doing what and communicate that to everyone involved.

## Discuss your expectations

Even if you decide to let one person plan the wedding, it's still important for both parties to talk about what they want. Even the most laid-back groom will have one or two things he wants to have at his own wedding. Write down what each of you want, attach a priority to each item and then discuss expectations.

## Be open-minded

While the idea that "it's your day" is a great one, it doesn't mean that you discard the opinions of others in favor of getting what you want. A wedding is an event that joins two families. It's not just you and your partner anymore. Your parents and in-laws, and possibly even friends, have a stake in this and an expectation here and there. Hear everyone out and be willing to give in to something they feel strongly about. It may be your wedding but these people will play a key role in your marriage and the rest of your life, so a little good will now might go a long way later.

## Lay problems on the table

Maybe your parents are divorced, your mother-in-law isn't your biggest fan, or there is a "problematic" relative. Whatever the situation, talk to your future spouse about any issues that may cause problems at the wedding so that the two of you can devise a solution to minimize chaos on your big day. The two of you are creating a family, and you have to be able to talk openly about your problems. Good problem solving skills are essential to good relationships.

## Make time for yourselves

Don't lose sight of the reason you're getting married in the first place! Take a break from the wedding plans and enjoy each others company. Spending time together strengthens your relationship, and making time for each other during stressful times will prove to be an invaluable skill for your future life together. So make each other a priority, learn to work together as a team and be open-minded to what lies ahead – being newlyweds is a wonderful phase of life!

*"Dating is fun, but marriage is work, and wedding planning is even more work."*  
—Elizabeth Doherty Thomas



The logo for Eat My Beats features the letters 'E', 'M', and 'B' in a large, white, stylized font. The 'E' and 'B' have a double-line, rounded appearance, while the 'M' is a simple, white outline. The background of the entire advertisement is a vibrant, multi-colored photograph of a restaurant or event space with people dining and dancing under colorful lighting.

[EATMYBEATS.COM](http://EATMYBEATS.COM)

Over 20 years experience in booking DJs and live bands  
Lighting Design • Custom GoBo's • Sound & Video Rentals  
Projectors • LCD Screens • Staging • Wireless Microphones

**205-758-9119**

4755 Jug Factory Road • [eatmybeats@gmail.com](mailto:eatmybeats@gmail.com)

[EatMyBeats.com](http://EatMyBeats.com)

*Cold Sparks & Photo Booth options now available with select DJ packages!*



**CHUCK'S**  
FISH

special events  
event coordinator: 205.799.1720

Contact us for bridal luncheons or showers! FIVE BAR is now open for lunch Mon-Fri, 11-2

# Wording Your Invitation

by Andrea Watson, *Fine Hand Calligraphy, Etc.*

As a calligrapher I see a great many types and styles of wedding invitations, ranging from exquisitely engraved beauties to DIY specimens. Unfortunately, none of them is immune to error. When ordering invitations from a stationer or creating them yourself, you are the one who bears ultimate responsibility for the finished product. Don't rely on others; make it your business to know proper forms and usage.

Here are a few common errors to avoid, along with some other hints that will make your invitation not only beautiful but correct.

**Honour of your presence/pleasure of your company:** The phrase *honour of your presence* should be used only when the ceremony is held in a house of worship. This excludes even very formal weddings held in elegant hotels or clubs. If it isn't in a house of worship, the correct phrase is *request the pleasure of your company*. This is by far the most common error I see.

**Time expression:** evening begins at 6 p.m. That means that any time between noon and 6 p.m. is afternoon (*e.g.* half after five in the afternoon). Many etiquette mavens say that stating *in the afternoon* or *in the evening* is unnecessary. Their reasoning is that recipients will assume your wedding ceremony is at a reasonable time of day. These phrases sound so delightfully romantic, though, that using one may be irresistible. In that case, take care to apply it accurately.

**State names:** do not abbreviate in the wording of your invitation or follow the state name with a ZIP code. The return address on the envelope flap should also have the state name spelled out in full and should be followed by the ZIP code.

**Capitalization:** avoid unnecessary capitals. Some word-processing programs and online services automatically capitalize the

first word of every line. Take the time to check and manually change these supplied, but often incorrect, capitals.

**Punctuation:** avoid unnecessary commas. In names that are followed by numerals it is not necessary to use a comma before the numeral. Strictly speaking, it is not incorrect to do so, but neither is it necessary, so don't clutter up the name. When a man's name includes Jr. it may be so abbreviated and should be preceded by a comma. If you choose to spell the word out, the comma is not required, nor is capitalization. Thus, Mr. James Richard Gibson, Jr. is correct and so is Mr. James Richard Gibson junior.

**Choice of font:** there are countless fonts available and choosing one for your invitation can be both time-consuming and dizzying. For script fonts, one shortcut is to check the capitals that will be frequently used in your invitation and addresses. Obviously, M is everywhere (Mr. and Mrs.). The capitals in your and your fiancé's names are of paramount importance. Those in your hometown and state will appear in your invitation, return address, and the addresses of many recipients.

This is a very basic set of rules. For complexities, particularly in the case of names of those giving the wedding (*e.g.* divorced parents, the bride and groom themselves, etc.), you should consult a definitive etiquette source, such as *Crane's Wedding Blue Book* or *Emily Post's Wedding Etiquette*. Beware of sites available online; they themselves are often imperfectly edited.





# Posh

# WEDDING & EVENT SHOW

---

**SUNDAY, JANUARY 29, 2023 | 1 - 4PM**

---

**TUSCALOOSA RIVER MARKET**  
1900 JACK WARNER PARKWAY

---

**TICKETS \$20 INCLUDING SWAG BAG, DRINK TICKET**

---



**@poshoccasionsbysheriah**

*Check us out on Facebook & Instagram for  
vendor information & more details!*

Save  
the  
Date!



# Wedding Program Pointers

by Andrea Watson, *The Fine Hand Calligraphy, Etc.*

Wedding programs are becoming increasingly popular today. Although they may not be absolutely essential for a traditional wedding ceremony, they are a virtual necessity for ceremonies that combine elements from different religions and cultures or if the bride and groom have written their own vows. Should special songs or prayers be included, a wedding program will enable guests to participate more fully in the service. In any case, an attractively designed and carefully thought-out wedding program that complements your other wedding stationery will serve as a lovely record of the event and its participants.

Essential items to include are (1) the title of the event, (2) the names of the bride and groom, (3) day and date, (4) place, (5) the order of the service which also notes titles of musical selections and soloists if any, as well as citations to sources of readings, (6) officiants, (7) parents and grandparents, (8) members of the wedding, and (9) any helpful translations and explanations of rituals. The first four elements can easily be combined in a title phrase with appropriate line breaks, *e.g.* The Celebration of Marriage / uniting / Anna Kathryn Leigh / and / William Arthur Wells / Saturday, the eleventh of August / Two thousand twelve / at half after five o'clock / First Presbyterian Church / Tuscaloosa, Alabama.

Other optional elements that you may wish to include are expressions of thanks to parents, tributes to deceased relatives, a special verse of scripture or poetry, and other useful information, *e.g.* directions to the reception venue and/or your new names and address following the

phrase *At home*.

If your wedding will be in a church, the pastor will likely want to approve any artwork you wish to use and proofread your program to check terminology and the citations to scripture readings. Take advantage of this free expertise. Marriage may be properly called a sacrament in some churches, not in others. Presbyterians have cross bearers; Episcopalians have crucifers. Your clergy will know the correct forms and be happy to help you. Music directors can also provide advice for the accurate listing of musical selections.

It is possible to produce an attractive wedding program yourself at very little cost using your own computer and printer. You should be proficient with word processing or layout software and be absolutely certain that you have the time and patience to do a thorough job. Good design skills and meticulous attention to spelling and punctuation are essential, also. Cutting and assembly require tools and time. If you are unsure of your abilities and resources in any of these areas, seek help from a professional graphic designer or a reputable printer who offers these services. Even when working with a professional, you must still exercise your own best judgment and taste. When it comes to creating a wedding program that will become a treasured keepsake, remember always that there is much elegance in simplicity.





# Affordable Elegance



*Imagine your wedding or reception among the architectural remnants of Alabama's one-time capitol or on a terrace overlooking Lake Tuscaloosa...*



Historic Capitol Park | 2800 6th Street | Tuscaloosa, AL 35401

[www.tcpa.org](http://www.tcpa.org) | 204-562-3210 Photo by [debbiekizziahphotography.com](http://debbiekizziahphotography.com)

# Reception Checklist

*When planning your wedding, set a budget and stick with it.  
The following checklist will help you keep track of your expenses.*

## The Location

- Proximity to the ceremony site
- Date availability and discount days to consider
- Rental fee and what it includes
- Time allowed to decorate the space for the day of the wedding
- Using the location for a ceremony as well, if desired
- Whether there will be other receptions that day
- Number of guests the space will accommodate comfortably
- Terms of liability insurance
- Ratio of staff to guests
- Overtime charges
- Postponement/cancellation refund policy
- Gratuities and taxes
- Availability of valet parking
- Clean restroom facilities
- Room for changing
- Means of handicapped access
- The availability of a nursery or babysitter

## Food and Drink

- Meal options, from a seated dinner to a dessert-only reception
- Special meals to accommodate restricted diets
- Price per guest
- Method of payment
- A date for tasting menu and tour of the site with a wedding in progress
- Dessert table policy
- Availability of non-alcoholic beer, wine, and beverages
- Top-shelf wine and alcohol vs. house brands
- Cost of open bar vs. one/two hour cocktail service or host's per-drink tab arrangement

- Possibility of bringing in your alcohol and amount of corking fee
- Supplier of the wedding cake and cutting fee
- On-site wedding coordinator

## Miscellaneous

- Musicians
- Florist
- Photographer
- Videographer
- Cake knife/server
- Food for band, etc.
- Wedding guest book
- Seating plans
- Place cards
- Decorations
- Favors
- List of photos

## Basic Rentals for Off-site locations

- Tent
- Chairs
- Tables
- China
- Cutlery
- Glassware
- Tableskirts
- Dance floor
- Serving trays and dishes
- Linens
- Lighting
- Heaters and/or air conditioners
- Restroom facilities
- Electrical outlets
- Bar equipment





# THE JEMISON- VAN DE GRAAFF MANSION

A MAGNIFICENT LOCATION FOR YOUR  
WEDDING, RECEPTION & REHEARSAL DINNER

[info@historictuscaloosa.org](mailto:info@historictuscaloosa.org)  
205-758-2238 • [HistoricTuscaloosa.org](http://HistoricTuscaloosa.org)



Stephanie Whatley Photography



Clara Mellown Photography



## BOOK YOUR WEDDING BLOCK ACCOMMODATIONS



**Homewood Suites by Hilton**  
2451 Jack Warner Parkway W.  
Tuscaloosa, AL 35401  
205.349.2727

ALL SUITES ● FREE BREAKFAST ● DISCOUNTED GROUP BLOCKS ● ON-SITE EVENT SPACE ● FITNESS CENTER ● KITCHENETTES



# INSPIRING WEDDING FILMS

HOLLOWAYPRODUCTIONS.COM

## *Come on Over & Stay Awhile* **THE NORTHPORT HOUSE**

*A beautiful day rental in Historic Northport, just over the bridge from Downtown Tuscaloosa.*



**3 Bedrooms - 2 Baths - Sleeps 8**

**Book your getaway today at [www.VRBO.COM/692781](http://www.VRBO.COM/692781)**

Email us at [info@thenorthporthouse.com](mailto:info@thenorthporthouse.com) or call 205-393-2473



*Terri Lane* PHOTOGRAPHY



*tl*  
tl

WWW.TERRILANEPHOTOGRAPHY.COM

ESTABLISHED 2006

205.799.4969

# Don't Forget to Write!

by Andrea Watson, *The Fine Hand: Calligraphy, Etc.*

**Y**ou lucky girl! You've got a great guy, a stunning diamond ring on your finger, fabulous wedding plans in the works, and tons of people offering to give parties and showers for you. No princess ever led such a charmed life, and you deserve it, don't you? We'll see.

All these people who are being so wonderful to you are going to have to be thanked, and thanked promptly. Don't think for one minute that you have a year in which to acknowledge wedding gifts. That particular etiquette theory applies to gift-giving only. Gifts, once received, should be acknowledged within two weeks. Two, count 'em, weeks!!!!

So...don't forget to write! In this era of electronic communication, it's tempting to send thanks via e-mail. That may be adequate for some of your contemporaries, but those who truly love you will treasure a handwritten note, however brief, that is heartfelt and timely.

Your own immediate reaction to a present (provided it is not "EEUWWW!!!!") is the best subject matter for your thank-you note. For those writer's-block days, here are a few stock phrases to get you started:

*Dear Katie, Leave it to you to pick the perfect gift for us! The luxurious towels are our favorite color and will look wonderful in our new place...*

*Dear Mrs. Urquhart, Josh and I are honored to have received the crystal epergne that belonged to his great aunt Arabella Stanhope. We will cherish this heirloom throughout our lives, and it will remind of us of our heritage..."*



*Dear Aunt Patrice, You were so kind to offer to house two of my bridesmaids during the wedding weekend. It's nice to know that they will be staying under your protection in your beautiful home...*

*Dear Uncle Harry, You are the most generous of uncles! Josh and I are going to use the money you sent us to buy ...*

Lay in a supply of attractive informal notes and pens you like to write with. Don't forget to buy lots of pretty postage stamps. Keep an organized list of each gift or special kindness (remember, not every gift is tangible), its giver, date received, and the date thanks were sent. When you've been to a shower and received fifty gifts, write three or four notes a day, and you'll be finished in two weeks. Think of the motherly chiding you'll spare yourself. Think of the good will you'll create with your mother-in-law to be. Best of all, think of how smug you'll feel!



Thank-you notes don't have to be a chore and a bore



THE UNIVERSITY OF  
**ALABAMA**<sup>®</sup>

Bryant  
Conference Center



Make  
*Legendary*  
Memories

Recently renovated, Bryant Conference Center is the perfect venue for your big day. Call today to reserve your date.

**BCC.UA.EDU | (833) 741-0103**

PART OF THE  **University of Alabama System**

# How to Cut a Wedding Cake



The most important info is to

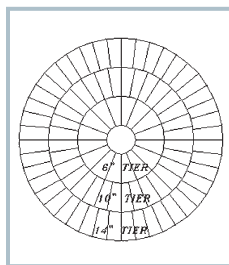
- (1) remove the top tier which is usually saved and
- (2) obviously remove the topper and any other non-edible decorations, then
- (3) start from the top and work your way down the cake.

Finally, if there are more than 3 tiers, remove the tiers before cutting to avoid having the tiers slip off while cutting.

## General Guidelines

The first step is to use the right knife. Always use a sharp, thin knife. The cuts should be made by first inserting the knife straight down into the cake, and then by pulling the knife at an angle toward the outer edge. Before the next cut, wipe the knife clean with a damp cloth.

## Three-Tiered Round Cake

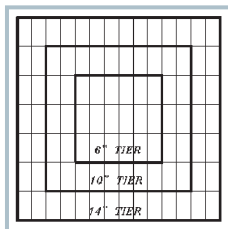


1. Start from the top by removing the 6" tier, which is usually the bride and groom's cake to be saved.
2. Cut a circle about two inches from the outer edge of the 10" tier.
3. Work from this circle and make vertical cuts about one inch apart, until the ring is completely sliced.
4. Use the same starting procedure and cut another two-inch ring, again slicing into one-inch pieces.
5. Repeat the procedure until the tier is completed; then repeat entire process on 14" tier until all the cake has been served.

Source: <http://www.elegantaffair-ca.com/weddingcake.php>

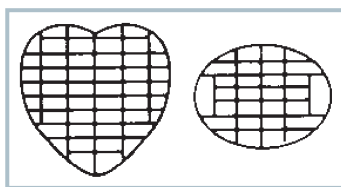
## Three-Tiered Square Cake

1. Start from the top by removing the 6" tier, which is usually the bride and groom's cake to be saved.
2. Work from any side to cut a horizontal line about two inches from the outer edge of the tier.
3. Slice from right to left to make vertical cuts about one inch apart, until the entire row has been sliced.
4. Cut another horizontal line two inches from the new edge, and slice this row.
5. Repeat until the entire tier has been cut.
6. You should produce five rows in the 10" tier.
7. Move to the 14" and repeat the process for seven rows.



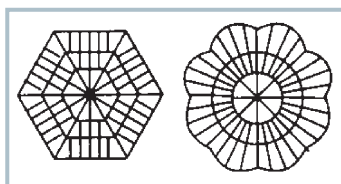
## Heart and Oval Cakes

Heart and oval shaped cakes are cut in a similar fashion as square and rectangular cakes.



## Hexagonal and Petal Cakes

Hexagonal shaped and petal shaped cakes are cut up in the same way as for round cakes.





# THE HISTORIC DRISH HOUSE

*Where vibrant history meets  
contemporary elegance.*

CONVENIENTLY LOCATED IN THE HEART OF  
TUSCALOOSA, THE DRISH HOUSE IS THE  
PERFECT SETTING FOR YOUR WEDDING,  
RECEPTION, SHOWER OR REHEARSAL  
DINNER. SAVE YOUR DATE TODAY!

Photography: Mary Pugh | Dress: Lady in Lace  
Flowers: Nece Floral | Design: Posh Occasions  
Hair: thelookbyjessie | Makeup: thelookbyemleigh



**The Historic Drish House**  
TUSCALOOSA, AL

INFO@HISTORICDRISHHOUSE.COM  
205.356.8194  
HISTORICDRISHHOUSE.COM

# Luxurious Hotel Effie

by Linda Holloway    Photography by [larryhollowayphotography.com](http://larryhollowayphotography.com)

**T**ransfer pre-wedding planning stress to the beach honeymoon of your dreams. Escape in your vehicle where you can privately reminisce about the details of your wedding day and experience butterflies all over again. In a few hours, you will arrive at the most luxurious honeymoon destination along the Emerald Coast, Hotel Effie.

Located between the emerald green waters of the Gulf of Mexico and the Choctawhatchee Bay, the 250-room Hotel Effie exemplifies comfortable luxury. The hotel is located in the famed Sandestin Golf and Beach Resort. No wonder the hotel was named by TripAdvisor as a 2022 Travelers' Choice Best of the Best award for the top 1% of hotels. The grand entrance left me wondering if we were in a hotel or an art gallery. Here, guests can relax and view one-of-a-kind trendy artwork by Brenden Parker and Deb Paradise.

At check-in, I thought the staff member was talking to a celebrity behind us, but no,

every guest was showered with southern hospitality. We were offered a cool-temperature oshibori towel for us to beat the heat, a craft cocktail, and lemonade or ice tea. After all, the hotel was named after the owner's great-grandmother who was the ultimate southern hostess. Reserve a room or suite where morning coffee comes with an awesome view. The well-appointed rooms and suites display unique décor with coastal maritime theming. For those who want to wed and honeymoon at Hotel Effie, inquire about the grand indoor spaces, airy outdoor venues, or tip-toe in the sand.

Reserve a ride on a private Mercedes Coach shuttle and be delivered steps from the beach to experience the hotel's private slice of the Gulf. Hold hands in Hotel Effie's luxury beach chairs where a concierge is nearby, and reserve a sunset beach picnic along the Gulf. Hotel guests have access to seven miles of beach on Sandestin Golf and Beach Resort.

## *Ara Rooftop Pool and Lounge*







You will find three restaurants curated by celebrity chef and James Beard Award winner, Hugh Acheson. Ask for a corner table in Ovide, the hotel's signature restaurant. Here Acheson's creativity for distinctive ingredients and cooking techniques is fused with coastal cuisine with seasonal delights. We started with the delectable gumbo, and then I enjoyed the snapper while my husband raved about the filet mignon. Effie's Biscuits, an original family recipe, complement all the meals. Return the next morning for the buttermilk pancakes, or arrange in-room dining. For something quick, head to Sweetbay Coffee for pastries.


Ara Rooftop Pool and Lounge is the only venue of its kind in the region. Highlights include luxury cabanas where you can unleash the ties; the canvas will surround you for privacy. You will find chaise loungers on the pool perimeter. The interactive game space provides competitive fun. Come early for unforgettable sunsets, and then enjoy the poolside DJ providing up-tempo music. The area is chic with a modern vibe.

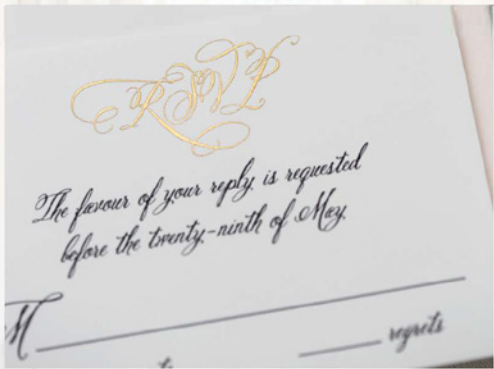
Spa Lilliana allows the mind to slow down while the body is refreshed. The Side-By-Side Massage in one of the two-person massage suites is pure romance, and the signature Head to Toe Wellness Treatment is amazing. Try the 60-minute Biologique Recherche Reset Facial that renewed my skin with a new found glow.

The hotel's open spaces have their signature scent of sage, lavender, cedar and rosemary infused throughout. We followed the scent to the spa where we purchased Osea's scented oil to enjoy at home.

For entertainment, nightlife and restaurants, The Village at Baytowne Wharf is a short walk from Hotel Effie. Guests have access to Sandestin Golf and Beach Resort amenities including resort pools, golf courses, tennis courts, two complimentary 4-hour bicycle rentals each day, and other activities such as kayaking, boogie boarding and more.

**For Hotel Effie reservations, call 1-833-873-3343 or visit [www.hoteleffie.com](http://www.hoteleffie.com)**





FINE CUSTOM PRINTING AND PERSONALIZED ITEMS

# SWAG.

INVITATIONS, SAVE THE DATES, KOOZIES, NAPKINS, FAVORS, CUPS

601 GREENSBORO AVENUE, TUSCALOOSA, AL 35401

205-722-2649 [WWW.THESWAGSTORE.NET](http://WWW.THESWAGSTORE.NET)

*Make your appointment today.*



*Tuscaloosa's Premier Wedding Hotel!*



HOTEL CAPSTONE



205-752-3200 | [www.hotelcapstone.com](http://www.hotelcapstone.com)

Gourmet On & Offsite Catering | Banquet Services | Venue Space



# HOTEL INDIGO®

TUSCALOOSA  
DOWNTOWN



*April Winery Photo*

# *Celebrate under the stars*

From rehearsal dinners to guestrooms, receptions to showers, Hotel Indigo Tuscaloosa is here to make your special day extraordinary. Contact us today to design the event of your dreams.

**111 Greensboro Ave • Tuscaloosa AL 35401**  
**[lookouttuscaloosa.com](http://lookouttuscaloosa.com) • 205-535-3981**